

Add Results And Scorecards

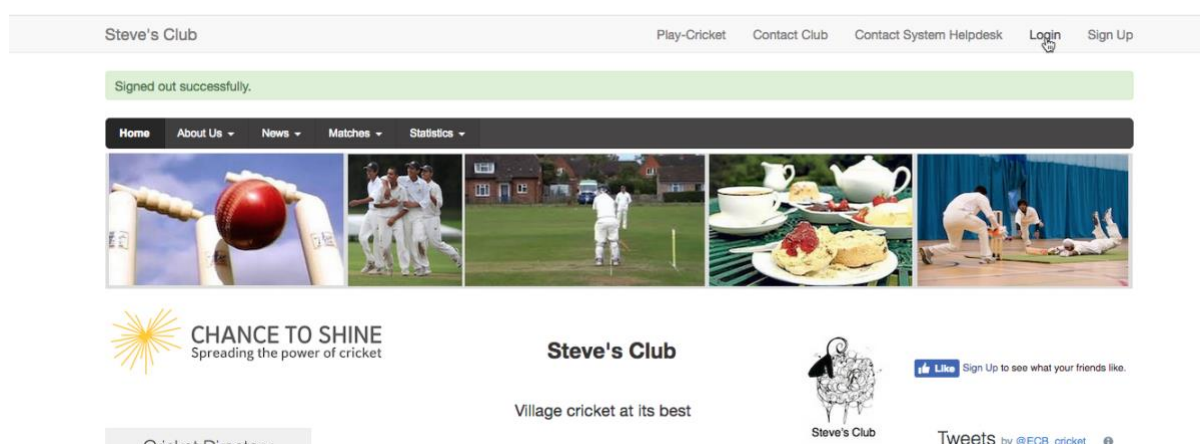
Follow

Play-Cricket results user guide

Getting started

First, you need to log into your club's Play Cricket site. To enter scorecards into your club's Play-Cricket site, you must have Results Administrator or Main Administrator rights.

If you don't have any login details and the individual who was the original administrator when the site was set up has since left, see [Our Site Administrator Has Left; How Can We Access Our Site?](#) Once this has been resolved, you can then login.



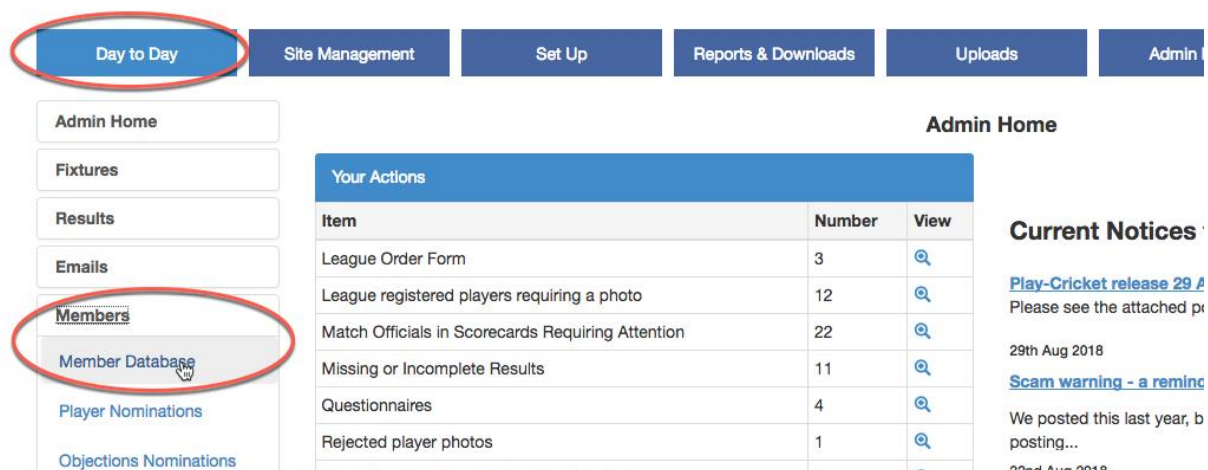
Once logged in, go to 'Site Administration' to enter the admin part of the site.



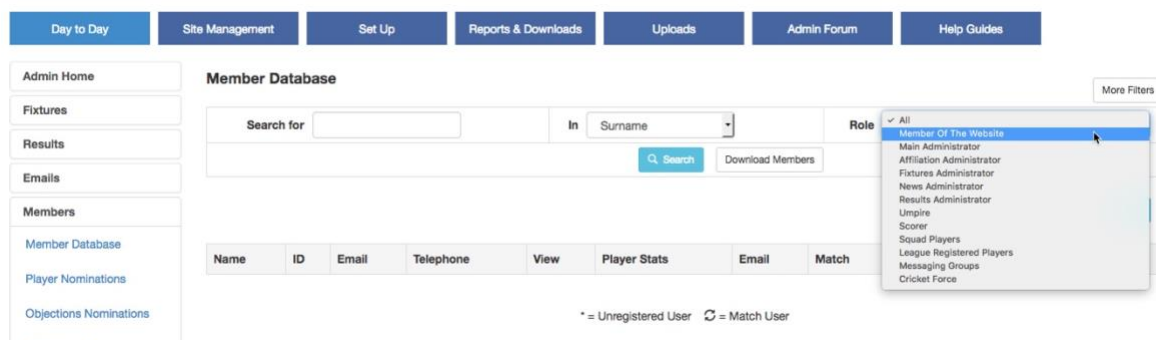
Adding players

In order for the stats to pull through correctly across a season, you first need to log your player details on the site so that the stats are correctly attributed to relevant players as the season progresses. It isn't necessary to list every player affiliated with the club from day one as more players can be added throughout the season, although if you have time it would be sensible to avoid potential duplication of player records.

First, go to Day to Day>Members>Member Database.



From this screen you can now add your players into the database. Set the 'Role' field to Member of the Website.



Then click 'Add New Member With This Role'.

The screenshot shows the 'Member Database' section of a website. On the left is a sidebar with navigation links: Admin Home, Fixtures, Results, Emails, Members, Member Database, Player Nominations, and Objections Nominations. The main area has a top navigation bar with links: Day to Day, Site Management, Set Up, Reports & Downloads, Uploads, Admin Forum, and Help Guides. Below this, the 'Member Database' section includes a search bar with 'Search for' and 'In Surname' dropdowns, a 'Role' dropdown set to 'Member Of The Website', and a 'Search' button. Below the search bar is a table with columns: Name, ID, Email, Telephone, View, Player Stats, Email, Match, Edit Roles, and Select All. A legend at the bottom indicates '* = Unregistered User' and '🔄 = Match User'. A red circle highlights the 'Add New Member With This Role' button, and another red circle highlights the 'Role' dropdown.

The next screen gives you the option to transfer player details from an existing club or to add a member who has never played before. See [Adding A New Member](#) for detailed information. In this example we will create a new player by clicking Add Member.

The screenshot shows the 'Add New Member' section. The top navigation bar is the same as the previous screen. The sidebar is also the same. The main area has a title 'Add New Member' and a subtitle 'Please select your player's record from their previous club or county board team as this will help them maintain their statistics in one place.' Below this is a form with 'Player's Surname' and 'Type' dropdowns, and a 'Keyword' field. A 'Search' button is next to the 'Keyword' field. Below the search bar is a note: 'Alternatively if this is their first time playing for a team linked to a Play-Cricket site you can create a new record for them'. A red circle highlights the 'Add Member' button.

This will then give you the screen to input your player's details. The minimum amount of information required is first name and surname, which is all that is required for the purposes of logging a player to then be able to input scorecards. Obviously you can enter more information if you wish.

The screenshot shows the 'Add New Member With 'Member Of The Website' Role' section. The top navigation bar is the same. The sidebar is also the same. The main area has a title 'Add New Member With 'Member Of The Website' Role' and a subtitle 'Please populate all details known, particularly date of birth if your player is aged under 16 years old'. Below this is a form with fields for: Title, First name, Initials, Surname, Email, Gender, and Date of Birth. Below the form is a note: 'If your player is under 16 and you have entered their email address you must also enter their one parent's details so that they can be copied on any communications'. Below this note are fields for: Parent's Name and Email address. At the bottom are 'Save' and 'Cancel' buttons. A red circle highlights the 'Save' button.

Follow through the next couple of screens, saving as you go and you will have a member registered. Repeat for as many players as is required.

To save time across the season at the results entry stage after each game, it is sensible to put your players into the relevant squads. This is purely for the purposes of making life easier, and doesn't restrict that player to only playing for the squad he/she is chosen for. Players can be included in more than one squad, so could, for example, be listed in both First and Second XI squads on the Play Cricket site.

To edit the squads, go to Set UP>Teams then 'Edit' in the table, clicking on the icon of the relevant squad that you want to update. Here, I'm editing the squad of the 1st XI.

The screenshot shows the 'Set Up' menu item circled in red. Below it, the 'Teams' page is displayed. The 'Teams' page has a sidebar with 'Admin Home', 'Teams', and 'Messaging Groups'. The 'Teams' page shows a table of teams with columns for Order, Name, Nickname, Captain, Strength, Competitions, Squad, Edit, Archive, and Delete. The '1st XI' team is selected.

Order	Name	Nickname	Captain	Strength	Competitions	Squad	Edit	Archive	Delete
1	1st XI	Incredibles	Steve Hislop						
2	2nd XI	The Loonies	Nick TheTestUser						
3	George's Eleven		Simon Thacker						
4	Rejects	The No-hopers							
4	Over 50s		George Brown						
5	Twenty20								

Players already added to the squad are listed.

The screenshot shows the 'Current 1st XI Squad Members' page. The page has a sidebar with 'Admin Home', 'Teams', and 'Messaging Groups'. The 'Current 1st XI Squad Members' page shows a search bar and a table of players with columns for Name, ID, Email Address, Telephone, Match, Edit, and Remove Role. The 'Add Current Users To Squad' button is highlighted.

Name	ID	Email Address	Telephone	Match	Edit	Remove Role
Grizzley Adams	3564700	griz.adams@hotmail.co.uk				
Sherman Benn	3274608					
Andy Brown	3542369					
Arthur Brown	3540654	arthurbrown@xyz.co.uk				

To add further players to the squad simply hit 'Add Current Users to Squad'. On the following screen you will then be able to search your player database for an individual player and tick 'Select' against their name for the people you want to add to the squad. Alternatively, click 'Display All Members' to get a list of players who do not have a role in that squad.

The screenshot shows the 'Users Without 1st XI Squad Member Role' page. The page has a sidebar with 'Admin Home', 'Teams', and 'Messaging Groups'. The 'Users Without 1st XI Squad Member Role' page shows a search bar and a 'Display All Members' button.

Once saved, this will then be the squad that flows through to the results pages.

Manually inputting results

Day to Day | Site Management | Set Up | Reports & Downloads | Uploads | Admin Forum | Help Guides

Admin Home | Fixtures | **Results** | Emails | Members | League Orders | League Invoices | Affiliations | League Memberships | Find a

Quick Search: Last Week | Or: Start Date: 31/08/2018 | End Date: 07/09/2018 | Type: All Types | Team: All Teams | Home / Away: Both | Deleted: ☐ | 7 records | Search | Download Results

Date	Home Team	Away Team	Type	Result	Confirmed	View	Edit Result	Edit Report	Delete
07/09/2018	Over 60s	Anna's Test Site - Over 50s	Cup	Match In Progress					
07/09/2018	Anna's Test Site - 4th XI	4th XI	League	Match In Progress					
06/09/2018	Anna's Test Site - 1st XI	1st XI	League	Match In Progress					
06/09/2018	Anna's Test Site - 1st XI	1st XI	League	Match In Progress					
06/09/2018	Anna's Test Site - 1st XI	1st XI	League	Match In Progress					
04/09/2018	1st XI	Nick's Test Site - 1st XI	League	Nick's Test Site - 1st XI - Win 24					
04/09/2018	Anna's Test Site - 1st XI	1st XI	Friendly						

League administrators control the locks on results linked to their league. Click on the padlock to send a request for a result to be unlocked.

To input results, go to Day to Day>Results. The search box at the top defaults to bringing up fixtures from the previous week, but there is the option to search more widely if required. Click on the icon under the 'Edit Result' heading against the relevant fixture in the table.

This then brings up the results entry screen. The information to be completed on this screen varies from the minimum for a friendly fixture to the inclusion of umpires for league fixtures. The necessary information is the results section contained at the foot of the screen.

Edit Result Back

Summary [Anna's Test Site - 1st XI Confirm Team](#) [Steve's Club - 1st XI Confirm Team](#) [Scorecard](#) [Scorecard](#)

Anna's Test Site - 1st XI Vs Steve's Club - 1st XI Change Team

Type: Friendly
Date: 04/09/2018
Start Time:
Rules Type: Standard
No of Innings: 1
Match Type: Limited Overs
Ground: The Diggings
Ground name:

Umpire1: Bobby Bungler Add
Umpire2: Moby Dick Add
Scorer1: Bill Boggle Add
Scorer2: Nobby Newbie Add
Umpire3: Add
Match Referee: Add

Result: Anna's Test Site - 1st XI - Wor

Anna's Test Site - 1st XI

Home:	<input checked="" type="radio"/>	Runs	Wickets	Overs	Declared
Won Toss:	<input checked="" type="radio"/>	1st Innings	124	6	20
Batted First	<input checked="" type="radio"/>				<input type="checkbox"/>

Steve's Club - 1st XI

Home:	<input type="radio"/>	Runs	Wickets	Overs	Declared
Won Toss:	<input type="radio"/>	1st Innings	95	9	
Batted First	<input type="radio"/>				<input type="checkbox"/>

Highlights:

Save Cancel

https://stevocc.play-cricket.com/site_admin/results/3708169/edit#

League tables are updated as soon as the result is entered (i.e. before the scorecard is entered) so it is possible to input only this information shortly after the game in order to update the league tables and then input the scorecard, for example, the following day to update all of the player statistics. See [Results Entry From Mobile Devices](#)

The next page is the page where you confirm your team for the game. You can click on each position in the batting order. Once a position is highlighted, you can either click on a player in your squad to add them into the team sheet (the quickest way of entering players) or, if the player isn't listed in the squad list (e.g. if they are normally a Second XI player but fill in for the First XI one weekend), you can search for players in your member database using the 'Search for Player' button.

Once you have populated your team sheet, you need to select the captain and the wicketkeeper then hit 'Save' at the bottom of the page. Repeat the process for the opposition (so it's important before leaving the ground to have the scorebook filled in with all 11 players from each team!).

If an opposition player isn't listed when you search for them, first, double check the spelling to make sure the name is spelt correctly, or try searching for only the first few letters of the name. If this still doesn't bring up a member of the opposition, it's possible to add a new member to their database using the button that appears next to the search box. The opposition

should check each scorecard to make sure all players listed in their scorecard are spelt correctly and are correctly shown as members of their website in their database.

- Fixtures
- Results
- Emails
- Members
- League Orders
- League Invoices
- Affiliations
- League Memberships
- Find a

Summary
Anna's Test Site - 1st XI Confirm Team
Steve's Club - 1st XI Confirm Team
Anna's Test Site - 1st XI Scorecard
Steve's Club - 1st XI Scorecard

Anna's Test Site - 1st XI

Type : Friendly

Date : Tuesday 4th September 2018

Start Time :

Ground : The Diggings

Scoring : Standard

Result : Anna's Test Site - 1st XI - Won

Team

	Player	Captain	WK	Clear
1	Hope Andanker	<input type="checkbox"/>	<input type="checkbox"/>	
2	Neil Back	<input type="checkbox"/>	<input type="checkbox"/>	
3	Jack Black	<input type="checkbox"/>	<input type="checkbox"/>	
4	Richard Dastardly	<input checked="" type="checkbox"/>	<input type="checkbox"/>	
5	Mickey Mann	<input type="checkbox"/>	<input checked="" type="checkbox"/>	
6	John Smith	<input type="checkbox"/>	<input type="checkbox"/>	
7	Billy Whizz	<input type="checkbox"/>	<input type="checkbox"/>	
8	Ben Kay	<input type="checkbox"/>	<input type="checkbox"/>	
9	John Baker	<input type="checkbox"/>	<input type="checkbox"/>	
10	Richard Hill	<input type="checkbox"/>	<input type="checkbox"/>	
11	Willfred Bramble	<input type="checkbox"/>	<input type="checkbox"/>	
12				
13				
14				
15				

Copy team from match vs:

Squad:

Player	Player	Player
Savitha Amarnath	Mark Ambler	Angus An-
Hope Andanker	Bill Arth	Neil Back
Bilbo Baggins	Bill Bailey-	John Baker
Nick Baker Test Hotmail	Jack Black	Willfred Bramble
Trevor Brown	Bobby Bungler	Richard Dastardly
Bruno Nero Dayglow	Anna - Helpdesk	Richard Hill
Billy James	Martin Johnson	K K
Ben Kay	Amber Leonard	Chris Leonard
Neptune Leonard	Tasmine Leonard	Josh Lwesey

Once the team sheets are filled in, you are then able to fill in the scorecard. The batting card should now be populated from the team sheet. If the order is wrong, it's possible to change the numbers on the left of the scorecard to get the right people in the right place.

As you enter the data, the relevant boxes are then unlocked (e.g. once you complete the 'How out' box) the fielder, bowler, score, 4s, 6s and balls is then released for completion. Add in all of the available information all the way down the scorecard, and then also complete the extras, partnerships and the bowling figures.

One scorecard done! Hit 'Save' at the bottom of the page, and then repeat for the team batting second. You've then done all that is necessary to log the score on the site.

Edit Result

[View Result and Scorecard](#)

[Back](#)

Summary

Anna's Test Site - 1st XI Confirm Team

Steve's Club - 1st XI Confirm Team

Anna's Test Site - 1st XI

Steve's Club - 1st XI

Anna's Test Site - 1st XI Vs Steve's Club - 1st XI

Type : Friendly

Ground : [The Diggings](#)

Date : Tuesday 4th September 2018

Scoring :	Standard
-----------	----------

Start Time :

Result : Anna's Test Site - 1st XI - Won

	Name	How Out	Fielder	Bowler	Runs	4s	6s	Balls
1	Hope Andanker	Did Not Bat						
2	Neil Back	Did Not Bat						
3	Jack Black	Did Not Bat						
4	Richard Dastardly	Did Not Bat						
5	Mickey Mann	Did Not Bat						
6	John Smith	Did Not Bat						
7	Billy Whizz	Did Not Bat						
8	Ben Kay	Did Not Bat						
9	John Baker	Did Not Bat						
10	Richard Hill	Did Not Bat						
11	Wilfred Bramble	Did Not Bat						

Extras B ☐ LB ☐ W ☐ NB ☐ PR ☐

Provisional Score

Penalties awarded in other innings

Total

Wickets

Over

Sub Total	0
	<input type="text"/>
	0
	<input type="text"/>
	124
	6
	20

Wicket	Score	Batsman Out	Batsman Not Out	Not Out Batsman Score
1	<input type="text"/>	<input type="text"/>	<input type="text"/>	<input type="text"/>
2	<input type="text"/>	<input type="text"/>	<input type="text"/>	<input type="text"/>
3	<input type="text"/>	<input type="text"/>	<input type="text"/>	<input type="text"/>
4	<input type="text"/>	<input type="text"/>	<input type="text"/>	<input type="text"/>
5	<input type="text"/>	<input type="text"/>	<input type="text"/>	<input type="text"/>
6	<input type="text"/>	<input type="text"/>	<input type="text"/>	<input type="text"/>
7	<input type="text"/>	<input type="text"/>	<input type="text"/>	<input type="text"/>
8	<input type="text"/>	<input type="text"/>	<input type="text"/>	<input type="text"/>
9	<input type="text"/>	<input type="text"/>	<input type="text"/>	<input type="text"/>
10	<input type="text"/>	<input type="text"/>	<input type="text"/>	<input type="text"/>

[illegible]

Save

Cancel

Where one team has entered the scorecard, the other team needs to check the scorecard that has been entered, amend any entry if there has been a typo, and then confirm through the Play-Cricket website that the result is correct.

As an opposition, in order to confirm, go to 'Results'. First go to 'View' to view the scorecard that has been entered. If there are any errors, come back out to the 'Results' screen and then go to 'Edit Result' to update the scorecard. Once this has been saved, click on the cross under the 'Confirmed' column. This will then change the cross to a tick, which shows that result has now been confirmed by the opposition.

Day to Day | Site Management | Set Up | Reports & Downloads | Uploads | Admin Forum | Help Guides

Admin Home | Fixtures | Results | Emails | Members | League Orders | League Invoices

Quick Search: 2018 Season | Or Start Date: | End Date: | Type: League | Team: 2nd XI | Home / Away: Both | Deleted: ☐ | 24 records | Search | Download Results

Date	Home Team	Away Team	Type	Result	Confirmed	View	Edit Result	Edit Report	Delete
28/05/2018	2nd XI	Steve's Club - 1st XI	League	Anna's Test Site - 2nd XI - Win 24					

The results process for the week is then complete.

Locked results and scorecards

You may see a padlock on the result line, indicating that a league administrator has locked the result and scorecard, preventing further updates.

Day to Day | Site Management | Set Up | Reports & Downloads | Uploads | Admin Forum | Help Guides

Admin Home | Fixtures | Results | Emails | Members | League Orders | League Invoices | Affiliations | League Memberships | Find a

Quick Search: Last Week | Or Start Date: 31/08/2018 | End Date: 07/09/2018 | Type: All Types | Team: All Teams | Home / Away: Both | Deleted: ☐ | 2 records | Search | Download Results

Date	Home Team	Away Team	Type	Result	Confirmed	View	Edit Result	Edit Report	Delete
01/09/2018	1st XI	Shadwell CC - 1st XI	League	Skipton CC - 1st XI - Won					
01/09/2018	Shadwell CC - 2nd XI	2nd XI	League	Skipton CC - 2nd XI - Won					

League administrators control the locks on results linked to their league. Click on the padlock to send a request for a result to be unlocked.

Click the padlock to send a request to the league administrator asking him to unlock the scorecard. You must provide a reason for doing so.

Request to unlock result

Skipton CC Under 11 v Bradley CC, Yorks Under 11

Upper Airedale Junior Cricket League - Under 11 North Yorkshire Conference

Match Date: 17th July 2015

Reason you wish to amend the result or scorecard *:

Save

Cancel

The following message will be displayed when the request has been initiated:

Your request will be reviewed by the league administrator, after which you will receive an email confirming that the result has been unlocked or explaining why this cannot be done. If you have any queries please contact the league directly

Administration / Results

The league administrator may contact you by email if he has any queries, or to confirm that the scorecard has been unlocked.

Play-Cricket / Pitchero

Play-Cricket have linked up with Pitchero to allow Pitchero access to automatically pull scorecard data from Play-Cricket and host on the Pitchero websites. This will allow clubs that operate Pitchero websites, but whose leagues use Play Cricket as the place where results are entered, to automatically show scorecards on their own club websites without having to enter data in two different places.

Results are entered into Play-Cricket as normal. In order to show results automatically on Pitchero, clubs will need to access their control panel within the site and connect to the relevant competitions shown in that control panel in which they compete that Pitchero are pulling through automatically from the Play-Cricket website. This should then display results on clubs' Pitchero websites.

Currently it is not possible to enter results in Pitchero and for them to automatically appear in Play-Cricket.

If anybody has any problems with displaying the relevant scorecard data on their Pitchero website, please contact Pitchero support on tickets@pitchero.com .